

NEXALOGY

## NexaIntelligence Visualizations

Timeline

- **Know when the buzz peaks!**
- The Timeline shows the volume of conversation over time.
- The analysis reveals peaks and trends in data so you know how much people are talking.

Top Content

- **Know what buzz is being shared!**
- The Top Content list shows the URLs most shared in all the tweets.
- This reveals what people are sharing with one another.

5605 Gaspé Avenue, Suite 608, Montreal, QC H2T 2A4 | +1 (514) 272-8349 | info@nexalogy.com | nexalogy.com

NEXALOGY

Top Terms

- **Know the hashtags and words that are buzzing!**
- The Top Terms visualization discovers the hashtags (left) and words (right) according to how many times each hashtag and word is used in the data set.

Lexical Map

- **Automatically read the big data buzz!**
- The Lexical Map performs a co-word analysis to provide a visual graph of the top concepts in the dataset.
- This is automatic reading that identifies with coloured clusters the sub-themes to understand big data buzz in a short time.

5605 Gaspé Avenue, Suite 608, Montreal, QC H2T 2A4 | +1 (514) 272-8349 | info@nexalogy.com | nexalogy.com

NEXALOGY

Topics Map

- **Know the topics and compare theme over time or across groups!**
- The Topic Map measures 32 topics of human behavior in your data.
- It allows for comparisons of before and after, or one discussion and another.

Alerts

- **Never miss a rising topic or brand again!**
- Email alerts enable you to create boolean alerts that are sent to the email address(es) of your choice.
- They let you know when new information you are interested in appears in your project.

5605 Gaspé Avenue, Suite 608, Montréal, QC H2T 2A4 | +1 (514) 272-8349 | info@nexalogy.com | nexalogy.com

NEXALOGY

Actors by Query

- **See which subjects are overlapping and which are independent!**
- The Actors by Query Map is used to identify actors that comment on different topics.
- It makes SEO and topic optimization much easier.

Top Actors

TOP PUBLISHERS			MOST MENTIONED		
No.	Frequency	Publisher	No.	Frequency	Publisher
1	3122	allan_crawshaw	1	15566	justinrudeau
2	901	dawnroseturner	2	1774	bill_morneau
3	698	rubysofhalton	3	1539	rachelholley
4	633	sammccleide	4	1406	elizabethemay
5	581	mbakunin88	5	1187	jhorgan
6	513	daveunger3	6	1037	autobserver
7	419	sosgabriola	7	940	kinder_morgan
8	412	spandrew76	8	826	moniquehilt
9	411	lmccqec	9	683	jenney
10	399	twitertwit	10	673	cathmckenna
11	380	albertabbitt	11	626	liberal_party
12	373	emjfnf	12	597	rodrigoledes
13	338	canadamptweets	13	582	fransmsh
14	331	joanneq59841320	14	484	theyeye
15	324	pmagn	15	467	andrewscheer

- **Know the top users in your data set!**
- The **Most Active** actors are the publishers with the most posts.
- The **Most Mentioned** actors are the publishers with the highest number of mentions by others.

5605 Gaspé Avenue, Suite 608, Montréal, QC H2T 2A4 | +1 (514) 272-8349 | info@nexalogy.com | nexalogy.com

NEXALOGY

Actor Interactions Network Map

- **Know whom is talking to whom!**
- The Interaction map shows incoming and outgoing tweets by each Twitter handle.
- Publishers who have interacted with the posts included in your project are clustered together.
- Key for social network analysis.

Retweet Stats

- **See the Retweet Leaders!**
- Top Retweets are ranked according to how many times they have been shared and the top ten are displayed in the list.
- Top Retweeted users are ranked according to how many times their posts were retweeted.

Count	Tweet
1515	RT @hanshawalk: retweet if a would rather: \$4.5 billion for universal childcare, extended healthcare, natl housing program.
1335	RT @algoner: the kinder morgan pipeline carries dirty tar sands oil would be a step backward in our efforts to solve the oil.
1295	RT @billrockibben: meet the planet's newest oil executive, Justin Trudeau, the new face of global warming. <a href="https://www.th">https://www.th</a>
1163	RT @andrewscheer: canadians will pay \$4.5 billion for a 60-year-old pipeline, not one cent of that will go towards exasnd.
942	RT @thehighmysticph: liberals are voting taxes oil conserve rhidomorpae a blank cheque while dumping all the risks on.
785	RT @andrewscheer: this is Justin Trudeau's failure. kinder morgan isn't getting out of the energy business, they're just gett.
754	RT @mikethudema: breaking: days before decision on kinder morgan's arctic pipeline and tanker project, kinder.
754	RT @mcmcmcdy: welp, we can throw out the whole "canada can't afford reconciliation with indigenous peoples" discourse.
692	RT @teary_alliance: kinder morgan reroutes trains mountain expansion pipeline to protect the aquifer people uses for its b.
679	RT @billrockibben: hmmm, kinder morgan pipeline spill 48 times larger than originally reported <a href="https://www.cbc.ca/anc/">https://www.cbc.ca/anc/</a>

User	Count
@billrockibben	1758
@andrewscheer	1695
@330Canada	1646
@greenpeaceca	1427
@matharuifen	1425
@maara_ottawa	1310
@sheehamita	1160
@teary_alliance	1165
@billrockibben	1159
@mcmcmcdy	1154

5605 Gaspé Avenue, Suite 608, Montréal, QC H2T 2A4 | +1 (514) 272-8349 | info@nexalogy.com | nexalogy.com

NEXALOGY

Heat Map

- **Know where tweeters are!**
- The heat map shows the location of all tweets in the dataset that have a latitude and longitude.
- The more tweets in a location, the "hotter" the spot on the map.

Time Series Analysis

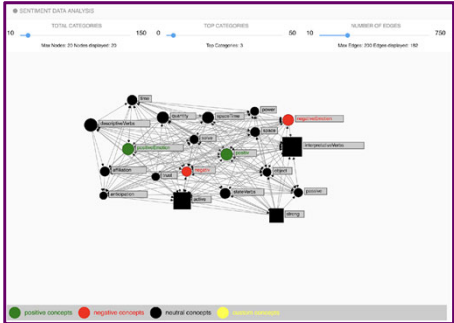
- **Know what is trending, and when!**
- The TSA shows the trends for posts in your data.
- It allows the detection of trends and cycles in the data, by subject, compared to a baseline of your choosing.

5605 Gaspé Avenue, Suite 608, Montréal, QC H2T 2A4 | +1 (514) 272-8349 | info@nexalogy.com | nexalogy.com

NEXALOGY

Semantic Dimension Analysis

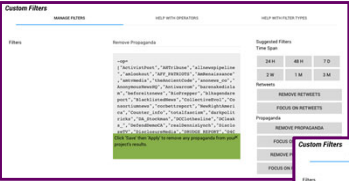
- **Know the range of feelings!**
- The SDA shows the overall sentiment in the posts of the project. There are more than 100 sentiment categories measured for positive, negative or neutral.
- This allows for understanding sentiment in a more detailed way over time.

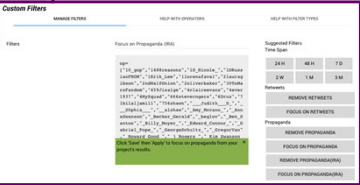


SDA Network Graph showing sentiment categories and their relationships. Legend: Positive Sentiment (green), Negative Sentiment (red), Neutral Sentiment (black), and Unrelated Sentiment (yellow).


Propaganda Filter

- **Detect instantly foreign misinformation and the spread of propaganda in social media conversations!**





- There are two versions of the propaganda filter which allow for the easy detection of content from sources known to share propaganda.



5605 Gaspé Avenue, Suite 608, Montreal, QC H2T 2A4 | +1 (514) 272-8349 | info@nexalogy.com | nexalogy.com

NEXALOGY

NexaAgent Visualizations

Entity Extraction

- **Automatically identify the most important concepts in any text!**
- The Entity Extraction automatically recognizes entities that show the 'Who, What, and Where' in any unstructured text.

Entities

**Irma Entities**

- **CARDINAL:** 1,3,4,5 (Hurricane Categories).
- **DATE:** Saturday September 9, 2017, Friday Night.
- **EVENT:** Hurricane, Hurricane Irma, Tropical Storm.
- **GPE:** Haiti, Georgia, South Carolina, Bahamas, Florida, Miami.
- **LOC:** Gulf Coast, KeyWest, Caribbean, Atlantic.
- **NORP:** Floridians, Haitians, Cubans, Dominicans.
- **ORG:** ABC, CNN, Kennedy Space Center, FEMA, AP.
- **PERSON:** Sarah Sanders, Jackie Charles, Anderson Cooper, Chris Cuomo, Trump.


Summarization

- **Get an AI summary of what is being said!**
- The extractive-summarization analyses the data and, through a chat bot technology, writes a short summary in plain English.
- Know the most important themes and discussion topics in any set of texts by letting an AI read them for you!
- Works on big data and social media; reduces time to insight and empowers analysis.

Summary

**Irma Summary**

- Sarah Sanders President Trump will visit Florida on Thursday following Hurricane Irma.
- AFP BREAKING US official says a quarter of houses in Florida Keys destroyed by Hurricane Irma.
- CNN: 1000 people who rode out Hurricane Irma in the Florida Keys may require evacuation.
- CNN Hurricane Irma destroyed about 25 of the homes in the Florida Keys FEMA says.
- ABC News Hurricane Irma leaves 8 dead in US devastation in Florida Keys.
- AFP BREAKING Cuba says at least 10 people were killed as Hurricane Irma lashed the Caribbean island.
- BBCWorld Hurricane Irma Looters caught on camera as storm continues to hit Florida.
- CNN Hurricane Irma has caused catastrophic damage in the Caribbean including flooding these streets in Havana Cuba.
- CBSNews More than 33 million homes and businesses have lost power in Florida as Hurricane Irma moves up the peninsula.



5605 Gaspé Avenue, Suite 608, Montreal, QC H2T 2A4 | +1 (514) 272-8349 | info@nexalogy.com | nexalogy.com